








								
Well	Feeder	Blind	Shed / Shack	Lodge	Gate	Barn	Main House	Horse Barn	Guest House								
 Road / Trail										 Fence	 Primary Road	 Food Plot	 Pond / Tank	 Boundary	 Stream, Intermittent	 River/Creek	 Water Body