

162 CR 42530
162 CR 42530
Paris, TX 75462

\$1,050,000
6± Acres
Lamar County



162 CR 42530
Paris, TX / Lamar County

SUMMARY

Address

162 CR 42530

City, State Zip

Paris, TX 75462

County

Lamar County

Type

Recreational Land, Single Family

Latitude / Longitude

33.697732 / -95.46208

Dwelling Square Feet

2,795

Bedrooms / Bathrooms

3 / 3

Acreage

6

Price

\$1,050,000



Property Website

<https://www.glasslandandhome.com/property/162-cr-42530/lamar/texas/99849/>

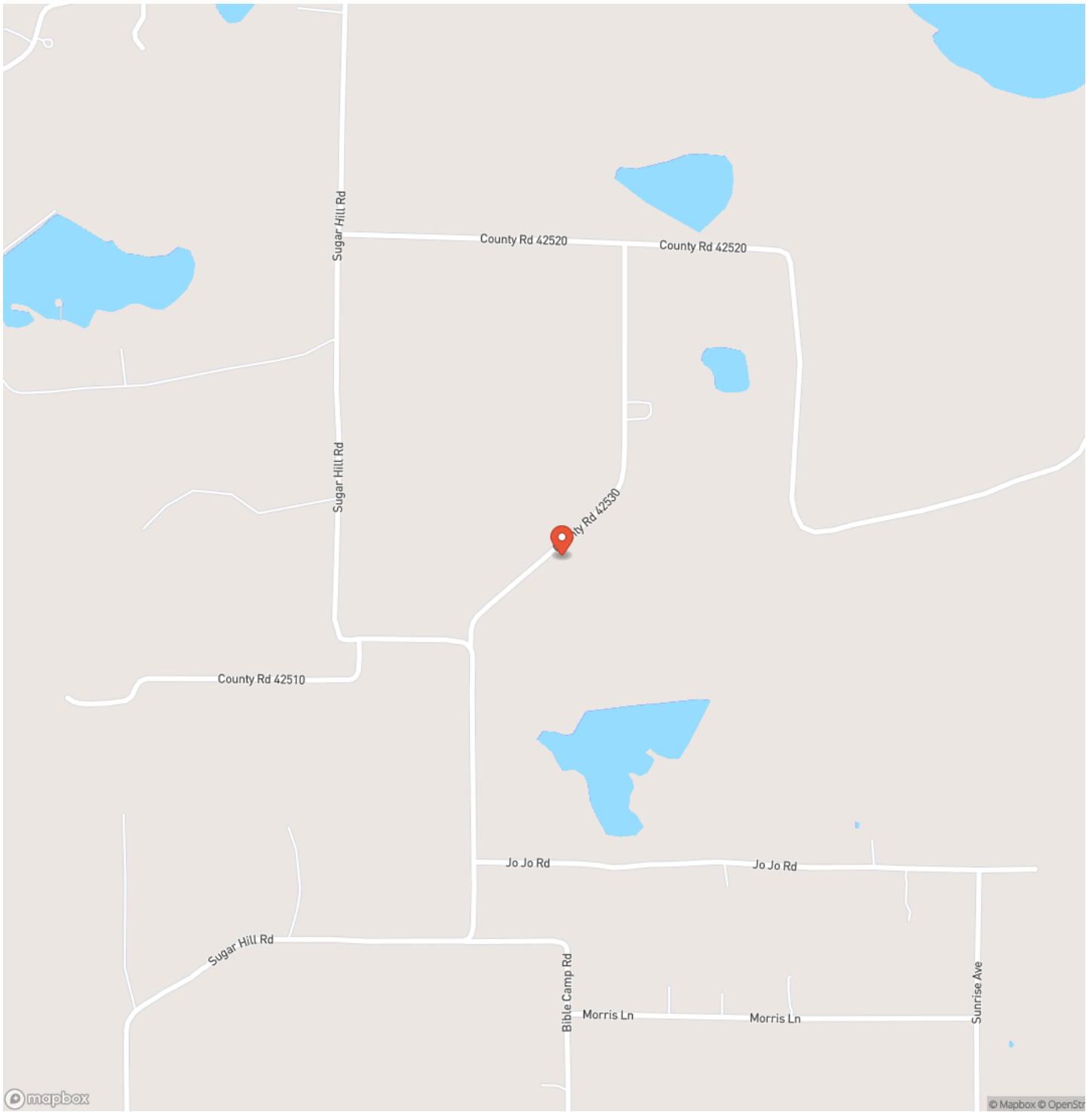


PROPERTY DESCRIPTION

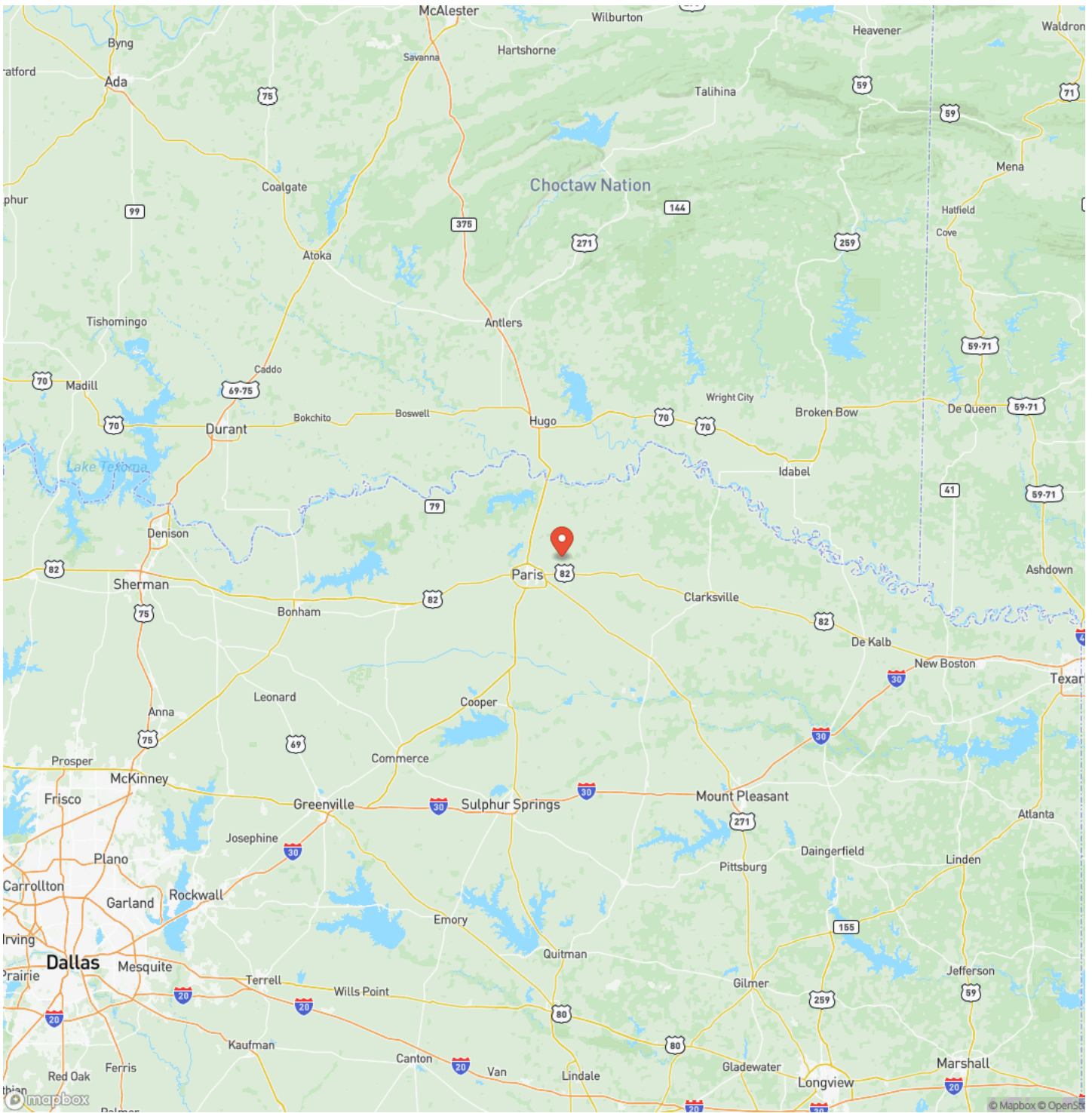
Just northeast of Paris, this exceptional custom built estate sits on approximately six acres, offering the perfect blend of refined luxury and peaceful country living. Designed with both comfort and entertaining in mind, this 3-bedroom, 2.5-bath residence has an expansive open floorplan featuring a gas fireplace and stunning multi-panel sliding glass doors that flood the living space with natural light and open seamlessly to a fenced in back yard. You can truly say this is a chef's kitchen, showcasing custom cabinetry, premium countertops, a hidden walk-in pantry, and commercial-grade appliances including a Wolf range and commercial refrigerator - a dream setup for serious cooking and hosting. The private primary suite is its own retreat, complete with a cozy gas fireplace, an oversized walk-in closet with a built-in safe room, and a spa-inspired bath highlighted by a walk-around tile shower. The secondary bedrooms are thoughtfully connected by a Jack-and-Jill bathroom, offering both privacy and convenience. Outdoors, the property continues to impress with a 40x45 insulated shop featuring two roll-up doors, ideal for projects or storage. A picturesque pond with dock provides a scenic backdrop and space to unwind. Additional features include a two-car attached garage, a porte-cochere attached to a separate one-car garage and a back up generator system. With upscale finishes, intentional design, and room to breathe, this one-of-a-kind acreage property delivers elevated country living just minutes from town.



Locator Map



Locator Map



Satellite Map



DISCLAIMERS

Information in this brochure is provided solely for information purposes and does not constitute an offer to sell or advertise real estate outside the states in which broker or agent licensed. The information presented has been obtained from sources deemed to be reliable, but is not guaranteed or warranted by the agent, broker, or the sellers of these properties. This offering is subject to errors, omissions, prior sale, price change, correction or withdrawal from the market without notice. All references to age, square footage, income, expenses, acreage, carrying capacity, and land classification, etc. are approximate. Prospective buyers are chargeable with and expected to conduct their own independent investigation of the information and the property and to rely only on those results. Sellers reserve the right to accept or reject any and all offers without liability to any buyer or cooperating broker.

Maps are provided for illustration purposes only, the accuracy is not warranted. Parcels on interactive maps are not adjusted to match aerial backgrounds. This information is for reference purposes only and is not a legal document. Data maps contain errors. The seller and seller's agent are making known to all potential buyers that there may be variations between the location of the existing fence lines and the legal description of the deeded property. Seller and seller's agent make no warranties with regard to the location of the fence lines in relationship to the deeded property lines, nor does the Seller make any warranties or representations with regard to the specific acreage contained within the fenced property lines. Seller is selling the property in an "as is" condition, which includes the location of the fences as they exist. Boundaries shown on the accompanying maps are approximate, based on county parcel data. The maps are not to scale. The accuracy of the maps is not guaranteed. Prospective buyers are encouraged to verify fence lines, deeded property lines and acreages using a licensed surveyor at their own expense.

Glass Land & Home
2407 Lamar Ave. Ste. A
Paris, TX 75460
(903) 785-8457
<https://www.glasslandandhome.com/>
