




 Pens


 Water Storage Tank


 Pipeline


 Boundary


 Voltage Unavailable


 Voltage 0 - 99 KV

 Voltage 100 - 161 KV

 Voltage 220 - 287 KV

 Voltage 345 KV

 Voltage 500 KV

 Voltage 735 KV+