

Market Analysis Summary | Vacant Land

Listings as of 4/13/2026 at 12:33 pm, Page 1 of 2

#	MLS #	Status	Address	City	Subdivision	 Lot SqFt	 Acres	 \$/Acre	 List Price	 Sold Price	 Closed Date	 Sale/List	 CDOM	 DOM
---	-------	--------	---------	------	-------------	---	---	---	--	--	---	---	--	---

Listings: Pending

1	2506453	Pending	0000 Platter	Calera	Calera West	871,200	20.00	\$14,750	\$295,000				354	353
2	2600230	Pending	1410 Sexton Road	Calera	Bryan Co Unplatted	1,045,440	24.00	\$14,750	\$354,000				87	86

Min						871,200	20.00	\$14,750	\$295,000				87	86
Max						1,045,440	24.00	\$14,750	\$354,000				354	353
Avg						958,320	22.00	\$14,750	\$324,500				221	220
Med						958,320	22.00	\$14,750	\$324,500				221	220










Listings: Closed

1	2444164	Closed	000 Church	Durant	Bryan Co Unplatted	871,200	20.00	\$11,062	\$270,000	\$221,243	05/01/2025	81.9%	84	84
2	2535387	Closed	2034 N Ranchette	Mead	Bryan Co Unplatted	886,010	20.34	\$12,193	\$250,000	\$248,000	04/10/2026	99.2%	525	187
3	2551120	Closed	Big Valley	Mead	Bryan Co Unplatted	1,306,800	30.00	\$10,233	\$307,500	\$307,000	12/29/2025	99.8%	0	0
4	2551291	Closed	Sterret	Calera	Bryan Co Unplatted	1,176,120	27.00	\$11,667	\$315,000	\$315,000	12/30/2025	100.0%	0	0
5	2543481	Closed	444 Bohannon	Colbert	Bryan Co Unplatted	2,178,000	50.00	\$7,500	\$400,000	\$375,000	12/26/2025	93.8%	17	17
6	2527655	Closed	N Sand Point Road	Mead	Out of Area Unplatted	2,178,000	50.00	\$10,000	\$675,000	\$500,000	10/17/2025	74.1%	52	52
7	2525926	Closed	0000 Swinney Road	Mead	Bryan Co Unplatted	2,730,300	62.68	\$11,750	\$783,700	\$736,478	06/18/2025	94.0%	0	0
8	2537836	Closed	000 Big Valley	Mead	Bryan Co Unplatted	1,153,240	279.00	\$6,272	\$2,490,000	\$1,750,000	03/13/2026	70.3%	153	153
9	2430866	Closed	395 Platter Cutoff	Calera	Burns Run Estates	3,076,686	70.63	\$26,900	\$2,119,000	\$1,900,000	07/25/2025	89.7%	257	257

Presented by: Logan Haney

Copyright: Tulsa 2026 All rights reserved.

Information is believed to be accurate but is not guaranteed

#	MLS #	Status	Address	City	Subdivision	 Lot SqFt	 Acres	 \$/Acre	 List Price	 Sold Price	 Closed Date	 Sale/List	 CDOM	 DOM
						Min	871,200	20.00	\$6,272	\$250,000	\$221,243	70.3%	0	0
						Max	12,153,240	279.00	\$26,900	\$2,490,000	\$1,900,000	100.0%	525	257
						Avg	2,950,706	67.74	\$11,953	\$845,578	\$705,858	89.2%	121	83
						Med	2,178,000	50.00	\$11,062	\$400,000	\$375,000	93.8%	52	52

11	Total Listings	Average for all:	2,950,706	59.42	\$11,953	\$750,836	\$705,858	89.2%	139	108
		Median for all:	2,178,000	30.00	\$11,062	\$354,000	\$375,000	93.8%	84	84

	Min	Max	Avg	Med
Quick Statistics				
List Price	\$250,000	\$2,490,000	\$750,836	\$354,000
Sale Price	\$221,243	\$1,900,000	\$705,858	\$375,000
Sale / List	70.3%	100.0%	89.2%	93.8%

Presented by: Logan Haney

Copyright: Tulsa 2026 All rights reserved.

Information is believed to be accurate but is not guaranteed