

Lawrence's 11 acres
0 Park Dr
Lawrence, PA 15055

\$299,900
11± Acres
Washington County



Lawrence's 11 acres
Lawrence, PA / Washington County

SUMMARY

Address

0 Park Dr

City, State Zip

Lawrence, PA 15055

County

Washington County

Type

Hunting Land, Recreational Land, Undeveloped Land

Latitude / Longitude

40.3136 / -80.133

Taxes (Annually)

510

Acreage

11

Price

\$299,900

Property Website

<https://www.mossyoakproperties.com/property/lawrence-s-11-acres-washington-pennsylvania/59224/>



Lawrence's 11 acres
Lawrence, PA / Washington County


PROPERTY DESCRIPTION

11+/- acres located in Lawrence, Washington County, PA. This mostly wooded parcel is located in the heart of Washington County. Boarding Black Box, this parcel is ideally located for development or continue to be used for recreation purposes. Mineral rights are included in the sale of the property.

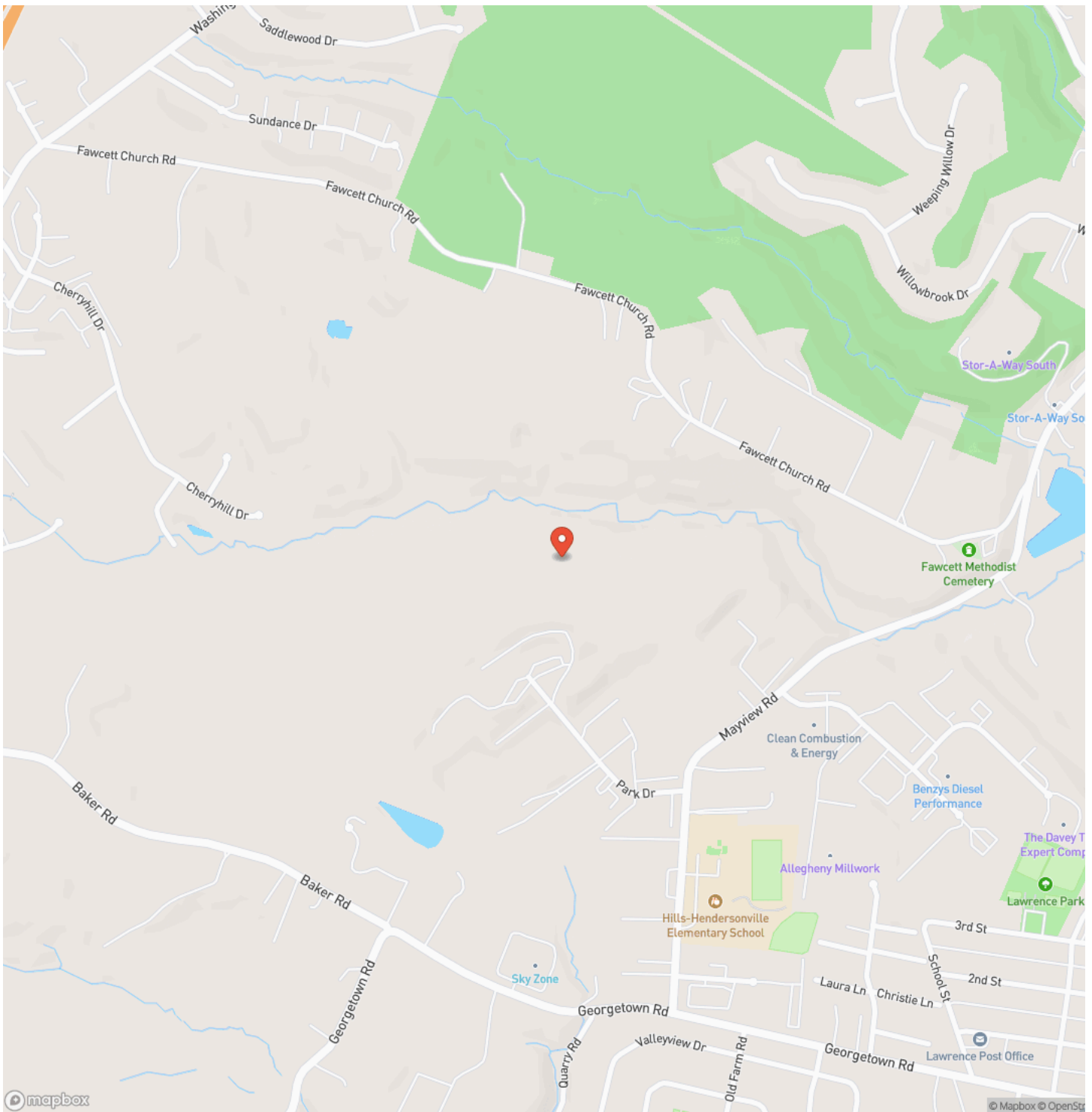
Features Of The Property Include:

- 11+/- total acres
- Bordering Black Box
- Mineral rights transfer
- Excellent timber
- 10 minutes to Southpointe
- 30 minutes to city of Pittsburgh
- Less than 5 minutes from Interstate 79

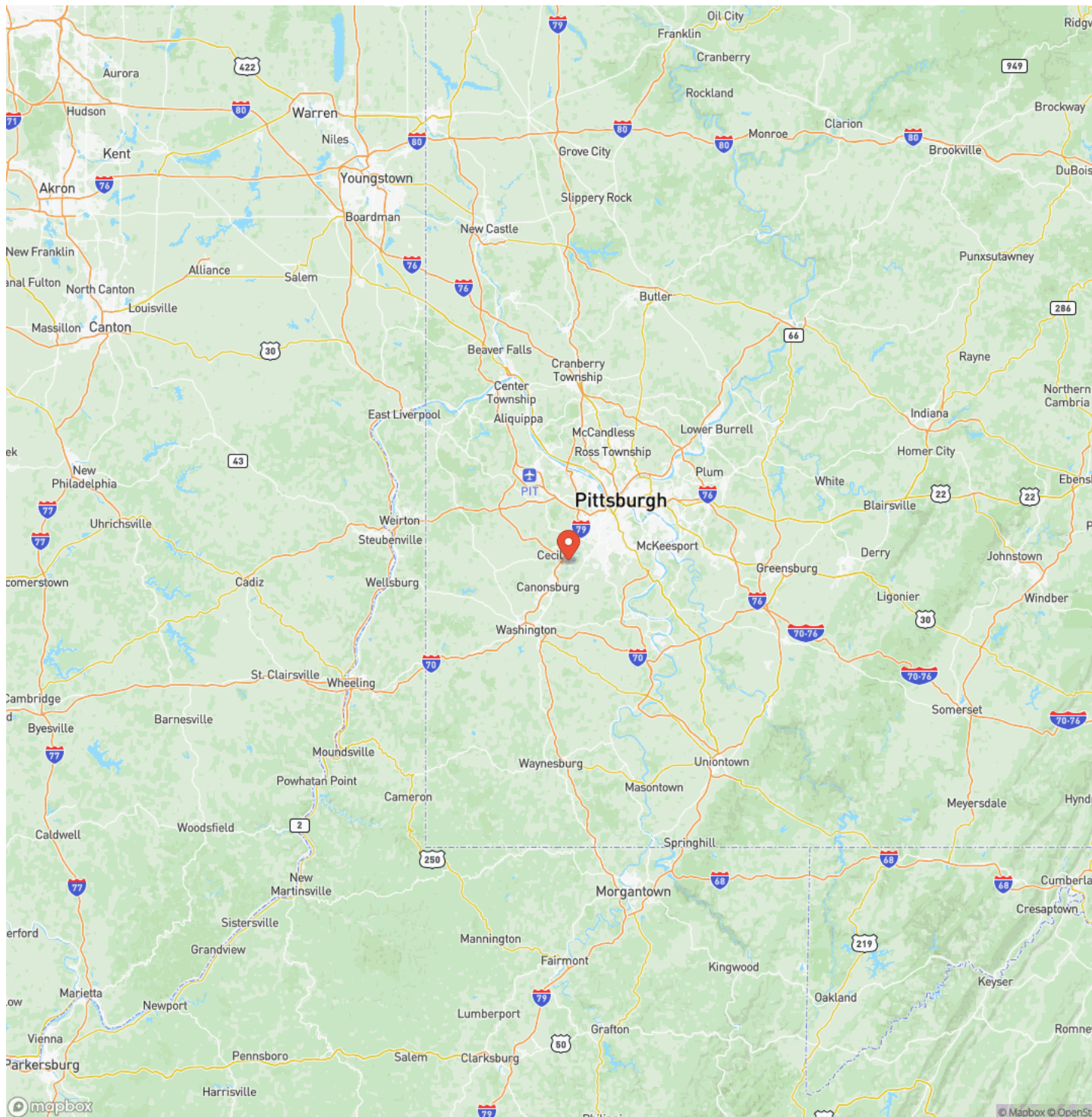
Lawrence's 11 acres
Lawrence, PA / Washington County



Locator Map



Locator Map



Satellite Map



Lawrence's 11 acres
Lawrence, PA / Washington County

LISTING REPRESENTATIVE

For more information contact:



Representative

Benjamin Beck

Mobile

(724) 747-5979

Office

(724) 747-5979

Email

bbeck@mossyoakproperties.com

Address

511 Skyline Dr.

City / State / Zip

NOTES

[illegible]

This image shows a single sheet of white paper with horizontal ruling lines. The lines are evenly spaced and run across the width of the page. There are no margins, text, or other markings on the paper.



MORE INFO ONLINE:
mossyoakproperties.com

DISCLAIMERS

Information in this brochure is provided solely for information purposes and does not constitute an offer to sell or advertise real estate outside the states in which broker or agent licensed. The information presented has been obtained from sources deemed to be reliable, but is not guaranteed or warranted by the agent, broker, or the sellers of these properties. This offering is subject to errors, omissions, prior sale, price change, correction or withdrawal from the market without notice. All references to age, square footage, income, expenses, acreage, carrying capacity, and land classification, etc. are approximate. Prospective buyers are chargeable with and expected to conduct their own independent investigation of the information and the property and to rely only on those results. Sellers reserve the right to accept or reject any and all offers without liability to any buyer or cooperating broker.

Maps are provided for illustration purposes only, the accuracy is not warranted. Parcels on interactive maps are not adjusted to match aerial backgrounds. This information is for reference purposes only and is not a legal document. Data maps contain errors. The seller and seller's agent are making known to all potential buyers that there may be variations between the location of the existing fence lines and the legal description of the deeded property. Seller and seller's agent make no warranties with regard to the location of the fence lines in relationship to the deeded property lines, nor does the Seller make any warranties or representations with regard to the specific acreage contained within the fenced property lines. Seller is selling the property in an "as is" condition, which includes the location of the fences as they exist. Boundaries shown on the accompanying maps are approximate, based on county parcel data. The maps are not to scale. The accuracy of the maps is not guaranteed. Prospective buyers are encouraged to verify fence lines, deeded property lines and acreages using a licensed surveyor at their own expense.

Mossy Oak Properties Pennsylvania Land Professionals

511 Skyline Dr.
Belle Vernon, PA 15012
(724) 678-1232
mossyOakproperties.com

