

Creek Front Commercial Building in Sylva, NC!
456 W Main Street
Sylva, NC 28789

\$1,650,000
0.98± Acres
Jackson County

Call Jeff Norwood 828-788-1313

Carolina Timber & Realty



Creek Front Commercial Building in Sylva, NC! Sylva, NC / Jackson County

SUMMARY

Address

456 W Main Street

City, State Zip

Sylva, NC 28789

County

Jackson County

Type

Commercial

Latitude / Longitude


35.373963 / -83.221007

Acreage

0.98

Price

\$1,650,000




Creek Front Commercial Building in Sylva, NC! Sylva, NC / Jackson County

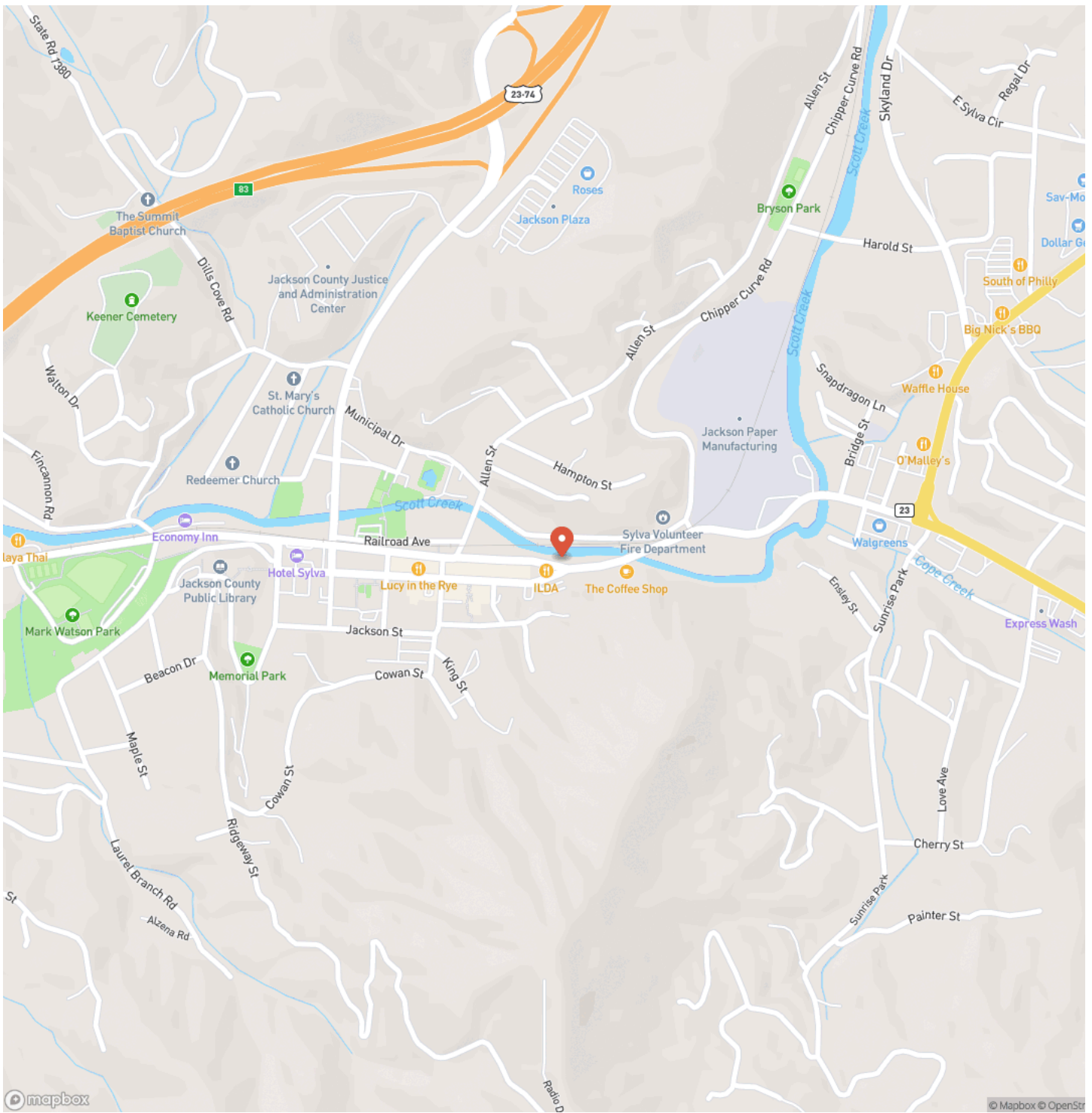
PROPERTY DESCRIPTION

Come take a look at this commercial opportunity in the heart of downtown Sylva with this versatile 13,000 sq.ft. building offering outstanding visibility, accessibility, and unlimited potential. The expansive property provides dedicated parking on both sides of the building, ensuring convenience for customers, clients, and employees. This is HUGE in a downtown setting. The lot offers room to construct an additional building, opening the door for future expansion, multi-tenant investment, or complementary business spaces. Adding to its appeal, the property features beautiful creek frontage, creating a backdrop rarely found in commercial settings. Whether you're looking to establish your business, invest in income-producing property, or reshape a key downtown location, this property delivers the space, location, and growth potential to make it happen. Call Jeff Norwood at [828-788-1313](tel:828-788-1313) to schedule a showing today!

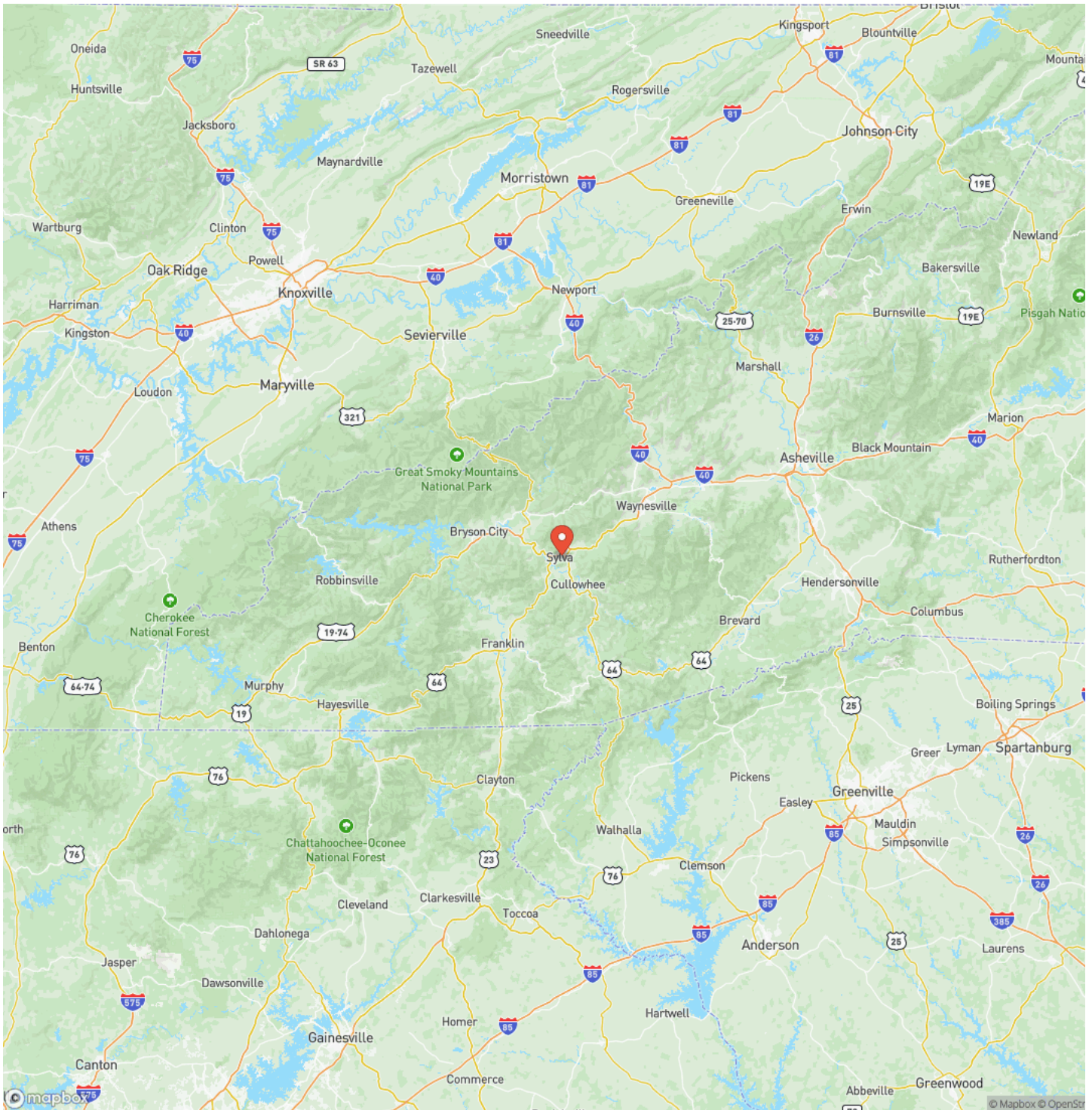
Creek Front Commercial Building in Sylva, NC!
Sylva, NC / Jackson County



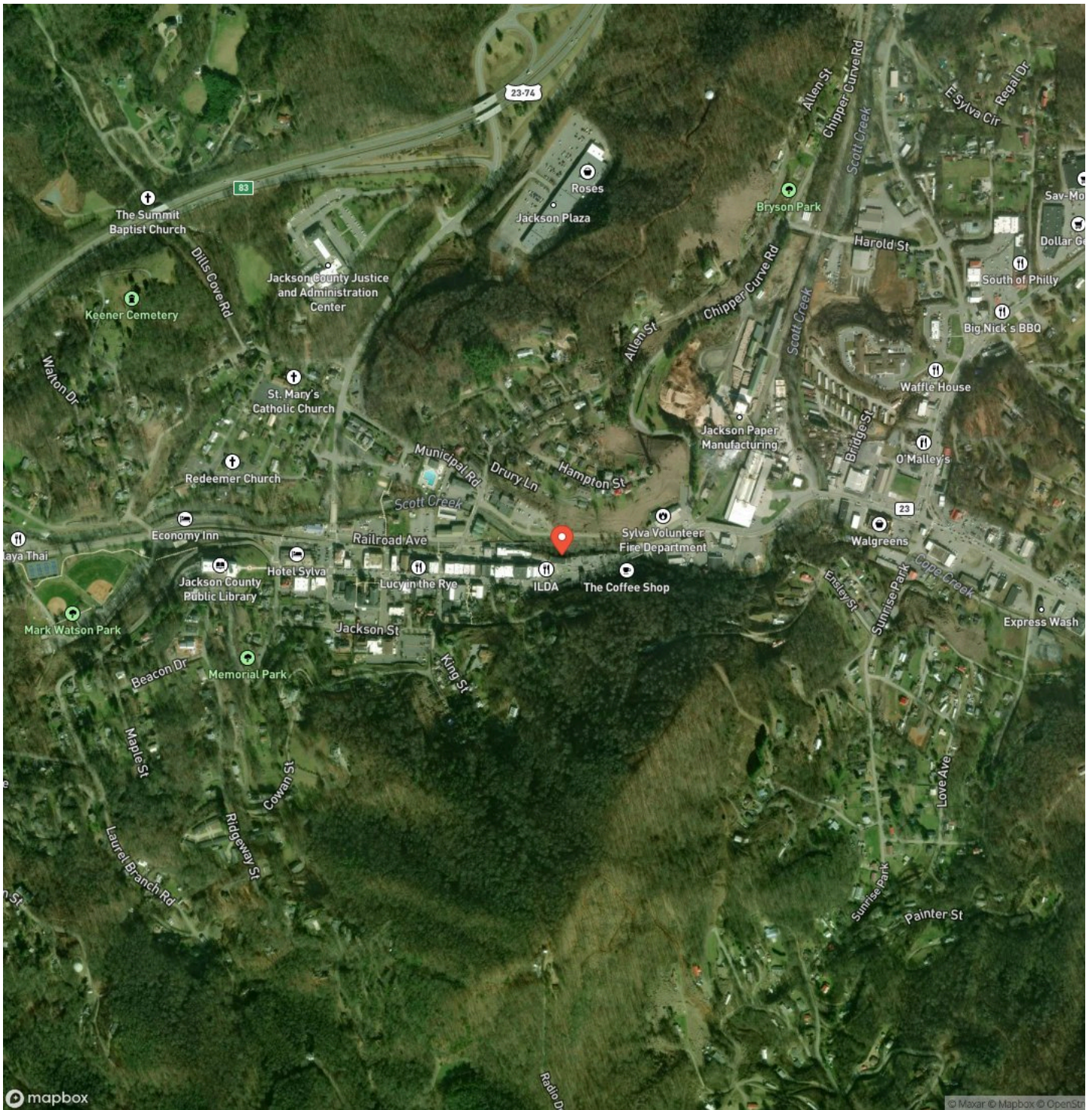
Locator Map



Locator Map



Satellite Map



DISCLAIMERS

Information in this brochure is provided solely for information purposes and does not constitute an offer to sell or advertise real estate outside the states in which broker or agent licensed. The information presented has been obtained from sources deemed to be reliable, but is not guaranteed or warranted by the agent, broker, or the sellers of these properties. This offering is subject to errors, omissions, prior sale, price change, correction or withdrawal from the market without notice. All references to age, square footage, income, expenses, acreage, carrying capacity, and land classification, etc. are approximate. Prospective buyers are chargeable with and expected to conduct their own independent investigation of the information and the property and to rely only on those results. Sellers reserve the right to accept or reject any and all offers without liability to any buyer or cooperating broker.

Maps are provided for illustration purposes only, the accuracy is not warranted. Parcels on interactive maps are not adjusted to match aerial backgrounds. This information is for reference purposes only and is not a legal document. Data maps contain errors. The seller and seller's agent are making known to all potential buyers that there may be variations between the location of the existing fence lines and the legal description of the deeded property. Seller and seller's agent make no warranties with regard to the location of the fence lines in relationship to the deeded property lines, nor does the Seller make any warranties or representations with regard to the specific acreage contained within the fenced property lines. Seller is selling the property in an "as is" condition, which includes the location of the fences as they exist. Boundaries shown on the accompanying maps are approximate, based on county parcel data. The maps are not to scale. The accuracy of the maps is not guaranteed. Prospective buyers are encouraged to verify fence lines, deeded property lines and acreages using a licensed surveyor at their own expense.

Mossy Oak Properties Carolina Timber and Realty

560 W Main Street

Sylva, NC 28779

(828) 477-4248

<https://mossyoakproperties.com/>

