

5.5+/- Acre Ready to go Farm in Whittier, NC!
9999 Cornelious Ashe Road
Whittier, NC 28789

\$269,900
5.51± Acres
Swain County

Call Jeff Norwood 828-788-1313 Carolina Timber & Realty



5.5+/- Acre Ready to go Farm in Whittier, NC!
Whittier, NC / Swain County

SUMMARY

Address

9999 Cornelious Ashe Road

City, State Zip

Whittier, NC 28789

County

Swain County

Type

Farms

Latitude / Longitude

35.394878 / -83.301939

Acreage

5.51

Price

\$269,900



5.5+/- Acre Ready to go Farm in Whittier, NC! Whittier, NC / Swain County

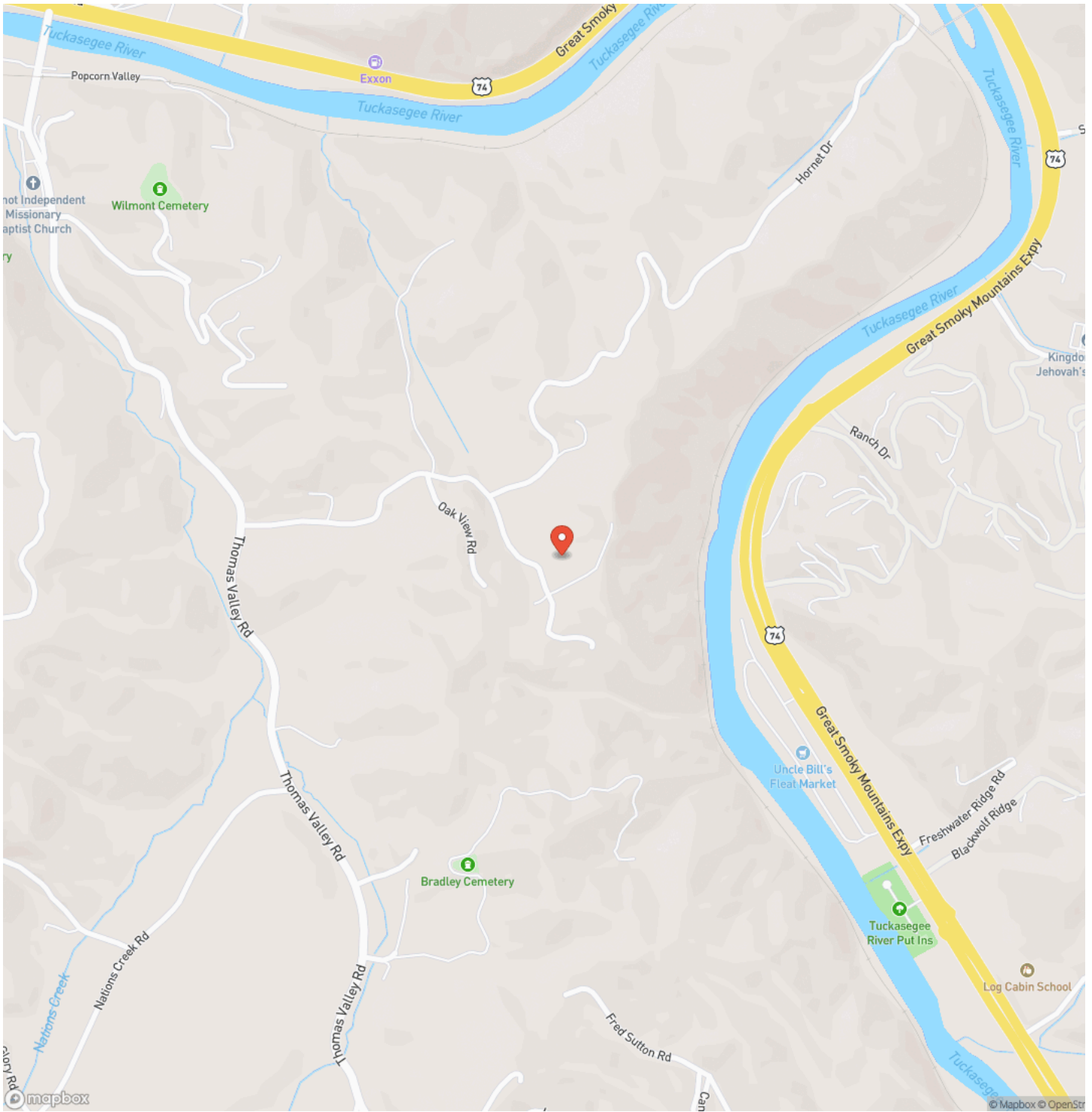
PROPERTY DESCRIPTION

Discover the perfect opportunity to create your own mini farm on this beautiful 5.5+/- acres featuring open pasture and beautiful long-range views! With two barns already in place, the groundwork has been laid for livestock, equipment storage, or workshop space. A well, power, and two 3 bedroom septic systems are already in place ready for you to ***pull an RV in***, or giving you a strong head start on building your dream homestead. The rolling pasture offers ample room for gardening, grazing, or simply enjoying the peaceful countryside setting. Whether you're envisioning a small farm operation, a private retreat, or a future homesite with stunning views, this property combines functionality, infrastructure, and natural beauty in one exceptional package. Call Jeff Norwood at [828-788-1313](tel:828-788-1313) to schedule a showing today!

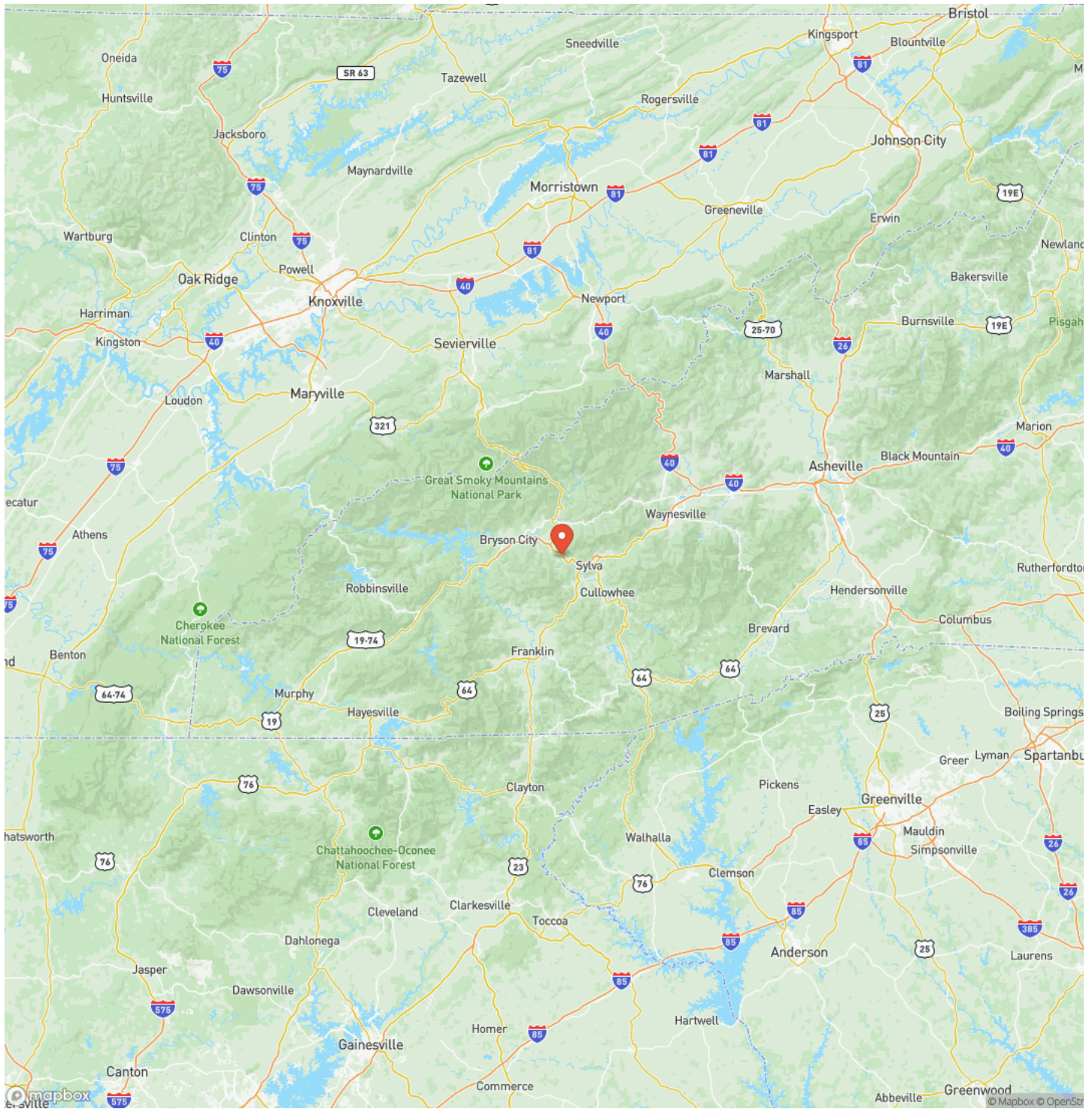
5.5+/- Acre Ready to go Farm in Whittier, NC!
Whittier, NC / Swain County



Locator Map

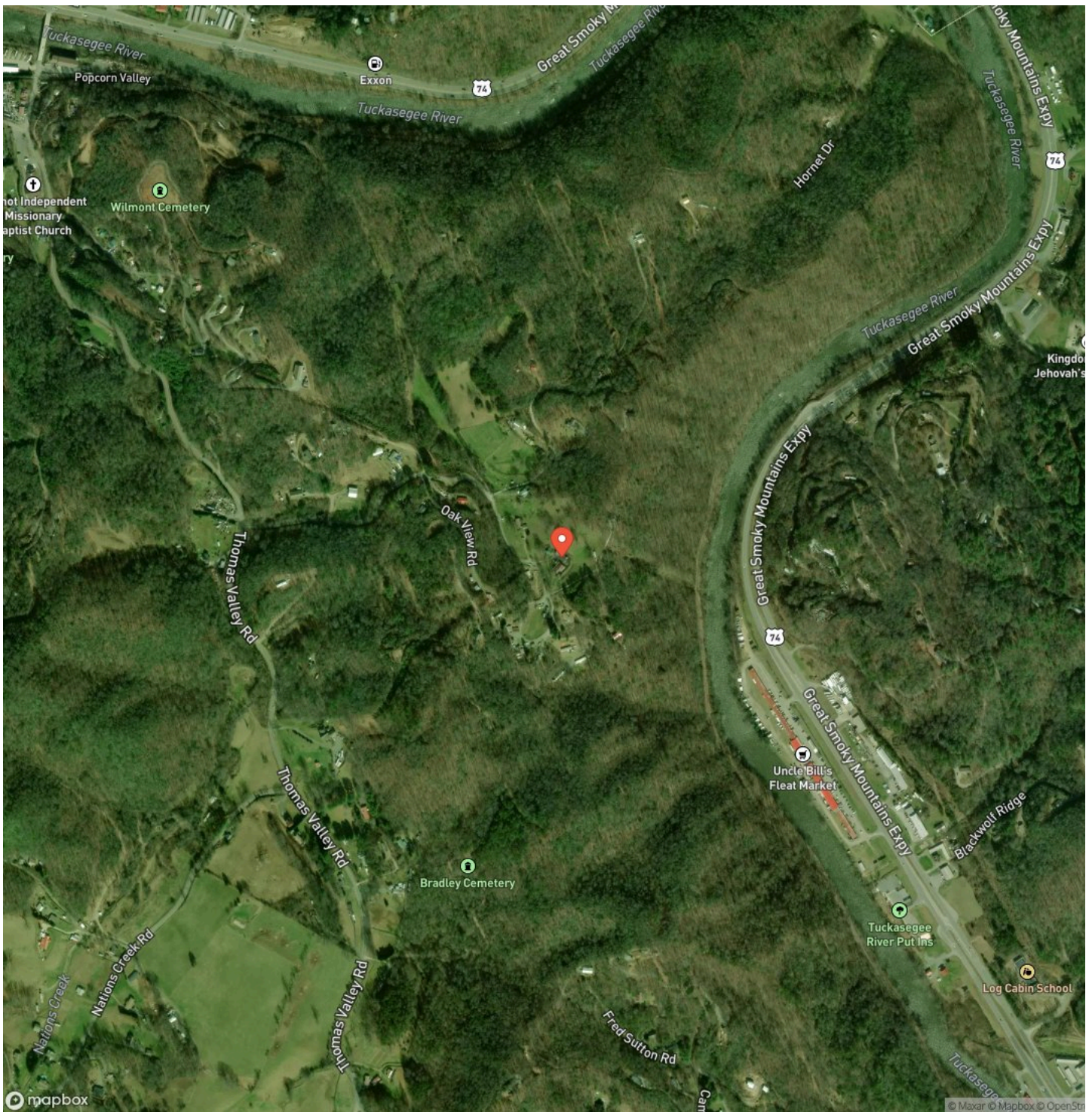


Locator Map



5.5+/- Acre Ready to go Farm in Whittier, NC!
Whittier, NC / Swain County

Satellite Map



DISCLAIMERS

Information in this brochure is provided solely for information purposes and does not constitute an offer to sell or advertise real estate outside the states in which broker or agent licensed. The information presented has been obtained from sources deemed to be reliable, but is not guaranteed or warranted by the agent, broker, or the sellers of these properties. This offering is subject to errors, omissions, prior sale, price change, correction or withdrawal from the market without notice. All references to age, square footage, income, expenses, acreage, carrying capacity, and land classification, etc. are approximate. Prospective buyers are chargeable with and expected to conduct their own independent investigation of the information and the property and to rely only on those results. Sellers reserve the right to accept or reject any and all offers without liability to any buyer or cooperating broker.

Maps are provided for illustration purposes only, the accuracy is not warranted. Parcels on interactive maps are not adjusted to match aerial backgrounds. This information is for reference purposes only and is not a legal document. Data maps contain errors. The seller and seller's agent are making known to all potential buyers that there may be variations between the location of the existing fence lines and the legal description of the deeded property. Seller and seller's agent make no warranties with regard to the location of the fence lines in relationship to the deeded property lines, nor does the Seller make any warranties or representations with regard to the specific acreage contained within the fenced property lines. Seller is selling the property in an "as is" condition, which includes the location of the fences as they exist. Boundaries shown on the accompanying maps are approximate, based on county parcel data. The maps are not to scale. The accuracy of the maps is not guaranteed. Prospective buyers are encouraged to verify fence lines, deeded property lines and acreages using a licensed surveyor at their own expense.

Mossy Oak Properties Carolina Timber and Realty

560 W Main Street

Sylva, NC 28779

(828) 477-4248

<https://mossyoakproperties.com/>

